


MYLAPS



All your practice and event results available in free MYLAPS Speedhive App

EXPERIENCE **PROGRESS**

QUICK START GUIDE

FOR FURTHER INFORMATION VISIT MYLAPS.COM



FC CE

FCC ID: NXYRC3

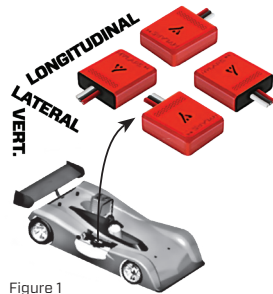


Figure 1




Figure 2

**THE MORE YOU KNOW,
THE FASTER YOU GO**

CHECK ALL YOUR PRACTICE AND
EVENT RESULTS ON MYLAPS SPEEDHIVE

MYLAPS **speedhive**



WHAT'S IN THE BOX?



1. RC4 Transponder



2. RC4 Holder

MOUNTING

- ▶ Mount the transponder horizontally (see figure 1). All other orientations will result in a weaker signal
- ▶ Mount the transponder no higher than 15 cm (6 inch) from the track
- ▶ Avoid metal or carbon fibre between car and track
- ▶ Feed from free receiver channel (ch 3 or up), use Y Splitter if this channel is not available
- ▶ Fix the holder with double nuts and bolts

POLARITY

- ▶ Make sure the polarity of the servo connector is respected by the receiver. When wires are shortened, check figure 2 for polarity

FLASHING LED

- ▶ The transponder LED always blinks red while it is powered
- ▶ Frequency of 1 Hz (1x per second): Voltage is higher than 3.3 VDC and lower than 12 VDC - normal operation
- ▶ Frequency of 5 Hz (5x per second): Voltage is lower or higher than recommended - the transponder will not work properly



SPECIFICATIONS

Dimensions (WxLxH): 16 x 19 x 6 mm 0.7 x 0.8 x 0.2 in	Weight: 4 g
Cable length: 200mm / 7,87 in	Humidity: Max. 90% relative
Max. Speed: 120 km/h / 75 mph	Temperature range: 0-50 °C / 32-122 °F
Signal transfer: Magnetic induction	Code resolution: 1.5 ms
Transponder position: Max. Height 15 cm / 6 in	Power: Feed from free receiver channel (ch3 and up)
Connection Plug: Connect using a standard Servo plug	Power consumption: 14mA @ 6 VDC
Operating voltage: 2.8 <--> 16 VDC (recommended: 3.5 <--> 12 VDC)	Wire insulation: Aerospace/MIL-spec high-temp PTFE (Gasoline/Nitro resistant)

COMPLIANCE STATEMENT (PART 15.19)

- ▶ This device complies with part 15 of the FCC Rules.
- ▶ Operation is subject to the following 2 conditions:
 - (1) This device may not cause harmful interference, and
 - (2) this device must accept any interference received, including interference that may cause undesired operation

WARNING (PART 15.21)

- ▶ Changes or modifications not expressly approved by the party responsible for compliance could void the user's authority to operate the equipment.

RF EXPOSURE

- ▶ To comply with FCC RF exposure requirements for mobile transmitting devices, this transmitter should only be used or installed at locations where there is at least 20cm separation distance between the antenna and all persons.